

SubConn® Metal Shell 1500

2, 3, 4, 5, 6 and 8 contacts and G2 2, 3 and 4 contacts

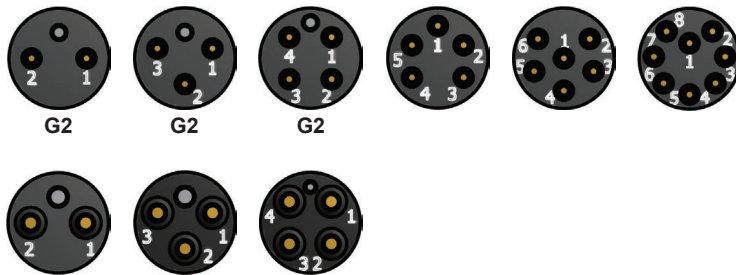
Connector specifications

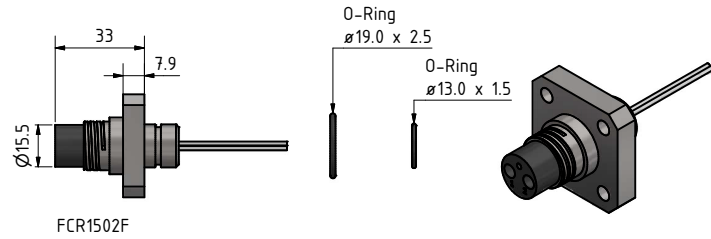
Voltage rating	300 V DC/AC rms
2, 3 and 4 contacts current rating	10 A per contact (max 20 A per connector)
5, 6 and 8 contacts current rating	5 A per contact (max 20 A per connector)
G2 2, 3 and 4 contacts current rating	5 A per contact (max 20 A per connector)
Insulation resistance	> 200 Mohm
Contact resistance	< 0.01 ohm
Wet matings	> 500
Temperature rating (water)	- 4 to 60°C, 25 to 140°F
Temperature rating (air)	- 40 to 60°C, - 40 to 140°F
Storage temperature rating	- 40 to 60°C, - 40 to 140°F
Qualified pressure tested	800 bar, 11,600 psi

Material specifications

Connector body	Chloroprene rubber
Connector housing	Stainless steel AISI 316 (other materials on request)
Contacts	Female sockets in gold plated brass UNS - C36000 Male pins in gold plated beryllium copper
Location pin	Stainless steel AISI 303
Locking sleeves	ABS or stainless steel
Snap rings	Stainless steel AISI 302
2, 3 and 4 contact bulkhead leads (30 cm, 1 ft)	20 AWG 0.52 mm ² coloured PTFE
5, 6 and 8 contact bulkhead leads (30 cm, 1 ft)	22 AWG 0.33 mm ² coloured PTFE
G2 2, 3 and 4 contact bulkhead leads (30 cm, 1 ft)	20 AWG 0.52 mm ² coloured PTFE

Face view (male)



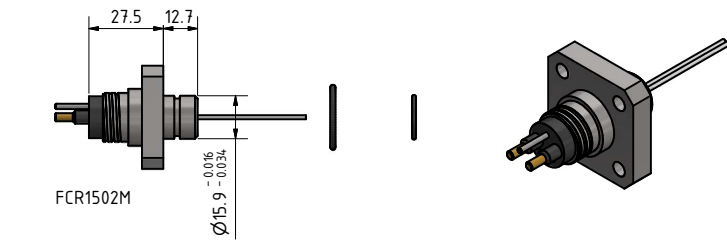


FCR1502F

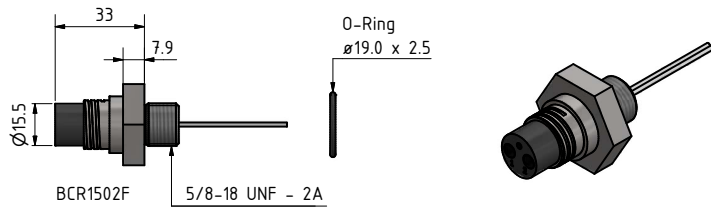


For more information
see page 26/27

MCIL2F
MCOM2F
MCPB0F2F
MCD02F



FCR1502M

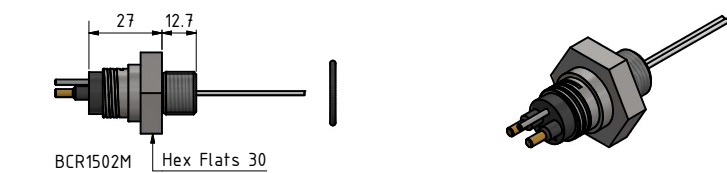


BCR1502F

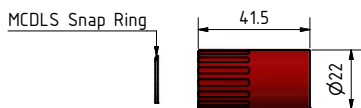


For more information
see page 26/27

MCIL2M
MCOM2M
MCPB0F2M
MCD02M



BCR1502M



MCDLS-F

Metal Shell

Drawing information

Dimensions in mm (1 mm = 0.03937 inch)
Threads in inches (1 inch = 25.4 mm)