

# SubConn® Micro Circular Double O-ring 10, 12 and 16 contacts

## Connector specifications

Voltage rating	300 V DC/AC rms
Current rating	5 A per contact (max 30 A per connector)
Insulation resistance	> 200 Mohm
Contact resistance	< 0.01 ohm
Wet matings	> 500 (open face rated)
Temperature rating (water)	- 4 to 60°C, 25 to 140°F
Temperature rating (air)	- 40 to 60°C, - 40 to 140°F
Storage temperature rating	- 40 to 60°C, - 40 to 140°F
Qualified pressure tested	800 bar, 11,600 psi

## Material specifications

Connector body	Chloroprene rubber
Bulkhead body	Brass, titanium, anodised aluminium or stainless steel
Contacts	Female sockets in gold plated brass UNS - C36000 Male pins in gold plated beryllium copper
O-rings	Nitrile
Locking sleeves	POM or stainless steel
Snap rings	Stainless steel AISI 302
Bulkhead leads (1 ft, 30 cm)	20 AWG, 0.52 mm <sup>2</sup> coloured PTFE

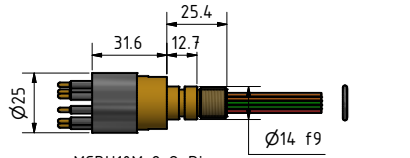
## Face view (male)



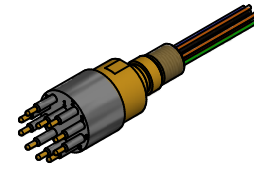


For more information  
see page 30/31

MCIL10F  
MCOM10F  
MCPBOF10F  
MCDC10F



MCBH10M 2 O-Ring  
Key Flats 22mm

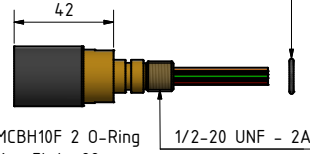


O-Ring  
Ø10.82 x 1.78  
(2-013)

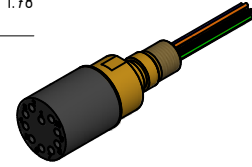


For more information  
see page 30/31

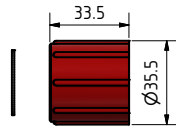
MCIL10M  
MCOM10M  
MCPBOF10M  
MCDC10M



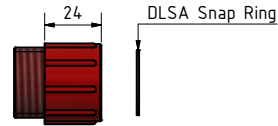
MCBH10F 2 O-Ring  
Key Flats 22mm



O-Ring  
Ø15.6 x 1.78  
(2-016)



DLSA-F



DLSA-M

DLSA Snap Ring



### Drawing information

Dimensions in mm (1 mm = 0.03937 inch)  
Threads in inches (1 inch = 25.4 mm)